



Format of Holding of Specified securities

1. Name of Listed Entity: PI INDUSTRIES LIMITED
2. Scrip Code/Name of Scrip/Class of Security: 523642 BSE), PIIND (NSE), EQUITY SHARES
3. Share Holding Pattern Filed under: Reg. 31(1)(a)/Reg.31(1)(b)/Reg.31(1)(c)
 - a. if under 31(1)(b) then indicate the report for quarter ending 31/03/2022
 - b. if under 31(1)(c) then indicate date of allotment/extinguishment
4. Declaration : The Listed entity is required to submit the following declaration to the extent of submission of information:

	Particulars	Yes*	No*
a	Whether the Listed Entity has issued any partly paid up shares		No
b	Whether the Listed Entity has issued any Convertible Securities or Warrants?		No
c	Whether the Listed Entity has any shares against which depository receipts are issued?		No
d	Whether the Listed Entity has any shares in locked-in?		No
e	Whether any shares held by promoters are pledge or otherwise encumbered?		No

*if the Listed Entity selects the option 'NO' for the questions above, the columns for the partly paid up shares, Outstanding Convertible Securities/Warrants, depository receipts, locked-in shares, No of shares pledged or otherwise encumbered by promoters, as applicable, shall not be displayed at the time of dissemination on the Stock Exchange website. Also wherever there is 'No' declared by Listed entity in above table the values will be considered as 'Zero' by default on submission of the format of holding of specified securities.

- 5 The tabular format for disclosure of holding of specified securities is as follows:





Table I - Summary Statement holding of specified securities

Category	Category of Shareholder	No of Share-holders	No. of fully paid up equity shares held	No. of Partly paid-up equity shares held	No. of Shares Underlying Depository Receipts	Total No. of Shares Held (VII) = (IV)+(V)+(VI)	Share-holding as a % of total No. of shares (As a % of (A+B+C2))	Number of Voting Rights held in each class of securities			No. of Shares Underlying Outstanding convertible securities (Including Warrants)	Share-holding as a % assuming full conversion of convertible Securities (as a percentage of diluted share capital)	Number of Locked in Shares		Number of Shares pledged or otherwise encumbered		Number of equity shares held in dematerialized form	
								No of Voting Rights	Total as a % of (A+B+C)				No.	As a % of total Shares held	No.	As a % of total Shares held		
								Class X	Class Y	Total			No.	As a % of total Shares held	No.	As a % of total Shares held		
(I)	(II)	(III)	(IV)	(V)	(VI)	(VII)	(VIII)	(IX)			(X)	(XI)	(XII)		(XIII)		(XIV)	
(A)	Promoter & Promoter Group	6	70920494	0	0	70920494	46.74	70920494	0	70920494	46.74	0	46.74	0	0.00	NA	NA	70920494
(B)	Public	151131	80741549	0	0	80741549	53.22	80741549	0	80741549	53.22	0	53.22	0	0.00	NA	NA	80663133
(C)	Non Promoter-Non Public																	
(C1)	Shares underlying DRs		0	0	0	0	NA	0	0	0	0.00	0	NA	0	0.00	NA	NA	0
(C2)	Shares held by Employes Trusts	1	56075	0	0	56075	0.04	56075	0	56075	0.04	0	0.04	0	0.00	NA	NA	56075
	Total:	151138	151718118	0	0	151718118	100.00	151718118	0	151718118	100.00	0	100.00	0	0.00	0	0.00	151639702

Handwritten signature: *Navin*
 Circular stamp: **NAVIN INDUSTRIES LIMITED**
MURGAON

Table II - Statement showing shareholding pattern of the Promoter and Promoter Group



Category	Category & Name of the Shareholder	PAN	No. of Shareholders	No. of fully paid up equity shares held	No. of Partly paid-up equity shares held	No. of Shares Underlying Depository Receipts	Total No. of Shares Held (IV+V+VI)	Shareholding as a % of total no of shares (calculated as per SCRR, 1957 (VIII) As a % of (A+B+C2)	Number of Voting Rights held in each class of securities			No. of Shares Underlying Outstanding convertible securities (Including Warrants)	Share-holding as a % assuming full conversion of convertible Securities (as a percentage of diluted share capital) (VII)+(X) As a % of (A+B+C2)	Number of Locked in Shares		Number of Shares pledged or otherwise encum-bered		Number of equity shares held in dematerialized form	
									No of Voting Rights	Total as a % of (A+B+C)				No.	As a % of total Shares held	No.	As a % of total Shares held		
																			Class X
(I)	(II)	(III)	(IV)	(V)	(VI)	(VII)	(VIII)	(IX)			(X)	(XI)	(XII)		(XIII)	(XIV)			
(1)	Indian																		
(a)	Individuals/Hindu undivided Family		6	70920494	0	0	70920494	46.74	70920494	0	70920494	46.74	0	46.74	0	0.00	0	0.00	70920494
	MR. SALIL SINGHAL (Trusee on behalf of SVVK Family Benefit Trust)	AAKTS8231M	1	20	0	0	20	0.00	20	0	20	0.00	0	0.00	0	0.00	0	0.00	20
	MS. SHEFALI KHUSHALANI	ABAPK3984A	1	111057	0	0	111057	0.07	111057	0	111057	0.07	0	0.07	0	0.00	0	0.00	111057
	MRS MADHU SINGHAL	ABSPS1036K	1	21560500	0	0	21560500	14.21	21560500	0	21560500	14.21	0	14.21	0	0.00	0	0.00	21560500
	MR. MAYANK SINGHAL	ABSPS1037J	1	32028510	0	0	32028510	21.11	32028510	0	32028510	21.11	0	21.11	0	0.00	0	0.00	32028510
	MS. POOJA SINGHAL	AGEPS1831K	1	8665550	0	0	8665550	5.71	8665550	0	8665550	5.71	0	5.71	0	0.00	0	0.00	8665550
	MR. SALIL SINGHAL	AHNPS4184K	1	8554857	0	0	8554857	5.64	8554857	0	8554857	5.64	0	5.64	0	0.00	0	0.00	8554857
(b)	Central Government/State Government(s)		0	0	0	0	0	0.00	0	0	0	0.00	0	0.00	0	0.00	0	0.00	0
(c)	Financial Institutions/Banks		0	0	0	0	0	0.00	0	0	0	0.00	0	0.00	0	0.00	0	0.00	0
(d)	Any Other		0	0	0	0	0	0.00	0	0	0	0.00	0	0.00	0	0.00	0	0.00	0
	Sub-Total (A)(1)		6	70920494	0	0	70920494	46.74	70920494	0	70920494	46.74	0	46.74	0	0.00	0	0.00	70920494
(2)	Foreign																		
(a)	Individuals (Non-Resident)																		
(a)	Individuals/Foreign Individuals		0	0	0	0	0	0.00	0	0	0	0.00	0	0.00	0	0.00	0	0.00	0
(b)	Government		0	0	0	0	0	0.00	0	0	0	0.00	0	0.00	0	0.00	0	0.00	0
(c)	Institutions		0	0	0	0	0	0.00	0	0	0	0.00	0	0.00	0	0.00	0	0.00	0
(d)	Foreign Portfolio Investor		0	0	0	0	0	0.00	0	0	0	0.00	0	0.00	0	0.00	0	0.00	0
(e)	Any Other		0	0	0	0	0	0.00	0	0	0	0.00	0	0.00	0	0.00	0	0.00	0
	Sub-Total (A)(2)		0	0	0	0	0	0.00	0	0	0	0.00	0	0.00	0	0.00	0	0.00	0
	Total Shareholding of Promoter and Promoter Group (A)=(A)(1)+(A)(2)		6	70920494	0	0	70920494	46.74	70920494	0	70920494	46.74	0	46.74	0	0.00	0	0.00	70920494







Table III - Statement showing shareholding pattern of the Public shareholder

Category	Category & Name of the Shareholder	PAN	No. of Shareholders	No. of fully paid up equity shares held	No. of Partly paid-up equity shares held	No. of Shares Underlying Depository Receipts	Total No. of Shares Held (IV+V+VI)	Shareholding as a % of total No. of shares (A+B+C2)	Number of Voting Rights held in each class of securities			No. of Shares Underlying Outstanding convertible securities (Including Warrants)	Shareholding as a % assuming full conversion of convertible Securities (as a percentage of diluted share capital)	Number of Locked in Shares		Number of Shares pledged or otherwise encumbered		Number of equity shares held in dematerialized form	
									No of Voting Rights		Total as a % of (A+B+C)			No.	As a % of total Shares	No.	As a % of total Shares		
									Class X	Class Y									Total
									(I)	(II)	(III)			(IV)	(V)	(VI)	(VII)		(VIII)
(1)	Institutions																		
(a)	Mutual Funds		30	22514323	0	0	22514323	14.84	22514323	0	22514323	14.84	0	14.84	0	0.00	NA	NA	22514323
	KOTAK EQUITY ARBITRAGE FUND	AAATK4475F	1	2597307	0	0	2597307	1.71	2597307	0	2597307	1.71	0	1.71	0	0.00	NA	NA	2597307
	UTI-MID CAP FUND	AAATU1088L	1	2433191	0	0	2433191	1.60	2433191	0	2433191	1.60	0	1.60	0	0.00	NA	NA	2433191
	AXIS MUTUAL FUND TRUSTEE LIMITED A/C AXIS MUTUAL FUND A/C AXIS RETIREMENT SAVINGS FUND -	AACTA5925A	1	7812957	0	0	7812957	5.15	7812957	0	7812957	5.15	0	5.15	0	0.00	NA	NA	7812957
(b)	Venture Capital Funds		0	0	0	0	0	0.00	0	0	0	0.00	0	0.00	0	0.00	NA	NA	0
(c)	Alternate Investment Funds		11	244860	0	0	244860	0.16	244860	0	244860	0.16	0	0.16	0	0.00	NA	NA	244860
(d)	Foreign Venture Capital Investors		0	0	0	0	0	0.00	0	0	0	0.00	0	0.00	0	0.00	NA	NA	0
(e)	Foreign Portfolio Investors		507	24948478	0	0	24948478	16.44	24948478	0	24948478	16.44	0	16.44	0	0.00	NA	NA	24948478
(f)	Financial Institutions/Banks		1	153525	0	0	153525	0.10	153525	0	153525	0.10	0	0.10	0	0.00	NA	NA	153525
(g)	Insurance Companies		6	5404068	0	0	5404068	3.56	5404068	0	5404068	3.56	0	3.56	0	0.00	NA	NA	5404068
	HDFC LIFE INSURANCE COMPANY LIMITED	AAACH8755L	1	1528010	0	0	1528010	1.01	1528010	0	1528010	1.01	0	1.01	0	0.00	NA	NA	1528010
	ICICI PRUDENTIAL LIFE INSURANCE COMPANY LIMITED	AAACI7351P	1	2858650	0	0	2858650	1.88	2858650	0	2858650	1.88	0	1.88	0	0.00	NA	NA	2858650
(h)	Provident Funds/Pension Funds		0	0	0	0	0	0.00	0	0	0	0.00	0	0.00	0	0.00	NA	NA	0
(i)	Any Other																		
	Qualified Institutional Buyer		15	10105059	0	0	10105059	6.66	10105059	0	10105059	6.66	0	6.66	0	0.00	NA	NA	10105059
	LIFE INSURANCE CORPORATION OF INDIA	AAACLO582H	1	8369444	0	0	8369444	5.52	8369444	0	8369444	5.52	0	5.52	0	0.00	NA	NA	8369444
	Sub Total (B)(1)		570	63370313	0	0	63370313	41.77	63370313	0	63370313	41.77	0	41.77	0	0.00	NA	NA	63370313
(2)	Central Government/State Government(s)/President of India		0	0	0	0	0	0.00	0	0	0	0.00	0	0.00	0	0.00	NA	NA	0
	Sub Total (B)(2)		0	0	0	0	0	0.00	0	0	0	0.00	0	0.00	0	0.00	NA	NA	0



(3)	Non-Institutions																		
(a)	i.Individual shareholders holding nominal share capital up to Rs.2 lakhs	141727	11738670	0	0	11738670	7.74	11738670	0	11738670	7.74	0	7.74	0	0.00	NA	NA	11660254	
	ii.Individual shareholders holding nominal share capital in excess of Rs.	2	664275	0	0	664275	0.44	664275	0	664275	0.44	0	0.44	0	0.00	NA	NA	664275	
(b)	NBFCs Registered with RBI	9	6525	0	0	6525	0.00	6525	0	6525	0.00	0	0.00	0	0.00	NA	NA	6525	
(c)	Employee Trusts	0	0	0	0	0	0.00	0	0	0	0.00	0	0.00	0	0.00	NA	NA	0	
(d)	Overseas Depositories (Holding DRs)(Balancing figure)	0	0	0	0	0	0.00	0	0	0	0.00	0	0.00	0	0.00	NA	NA	0	
(e)	Any Other	8823	4961766			4961766	3.27	4961766		4961766	3.27							4961766	
	TRUSTS	8	978600	0	0	978600	0.65	978600	0	978600	0.65	0	0.65	0	0.00	NA	NA	978600	
	NON RESIDENT INDIANS	5450	1173762	0	0	1173762	0.77	1173762	0	1173762	0.77	0	0.77	0	0.00	NA	NA	1173762	
	CLEARING MEMBERS	78	74918	0	0	74918	0.05	74918	0	74918	0.05	0	0.05	0	0.00	NA	NA	74918	
	DIRECTORS	3	610558	0	0	610558	0.40	610558	0	610558	0.40	0	0.40	0	0.00	NA	NA	610558	
	BODIES CORPORATES	1330	1383313	0	0	1383313	0.91	1383313	0	1383313	0.91	0	0.91	0	0.00	NA	NA	1383313	
	I E P F	1	220575	0	0	220575	0.15	220575	0	220575	0.15	0	0.15	0	0.00	NA	NA	220575	
	FOREIGN CORPORATE BODIES	1	150426	0	0	150426	0.10	150426	0	150426	0.10	0	0.10	0	0.00	NA	NA	150426	
	FOREIGN NATIONALS	1	12	0	0	12	0.00	12	0	12	0.00	0	0.00	0	0.00	NA	NA	12	
	HUF	1951	369602	0	0	369602	0.24	369602	0	369602	0.24	0	0.24	0	0.00	NA	NA	369602	
	Sub Total (B)(3)	150561	17371236	0	0	17371236	11.45	17371236	0.00	17371236	11.45	0	11.45	0	0.00			17292820	
	Total Public Shareholding (B) = (B)(1)+(B)(2)+(B)(3)	151131	80741549	0	0	80741549	53.22	80741549	0	80741549	53.22	0	53.22	0	0.00			80663133	






Table IV - Statement showing shareholding pattern of the Non Promoter - Non Public Shareholder

Category	Category & Name of the Shareholder	PAN	No. of Shareholders	No. of fully paid up equity shares held	No. of Partly paid-up equity shares held	No. of Shares Underlying Depository Receipts	Total No. of Shares Held (IV+V+VI)	Shareholding as a % of total No. of shares (A+B+C2)	Number of Voting Rights held in each class of securities			No. of Shares Underlying Outstanding convertible securities (Including Warrants)	Shareholding as a % assuming full conversion of convertible Securities (as a percentage of diluted share capital)	Number of Locked in Shares		Number of Shares pledged or otherwise encumbered		Number of equity shares held in dematerialized form	
									No of Voting Rights	Total as a % of (A+B+C)				No.	As a % of total Shares held	No.	As a % of total Shares held		
									Class X	Class Y	Total								
	(I)	(II)	(III)	(IV)	(V)	(VI)	(VII)	(VIII)	(IX)			(X)	(XI)	(XII)		(XIII)		(XIV)	
(1)	Custodian/DR Holder		0	0	0	0	0	0.00	0	0	0	0.00	0	0.00	0	0.00	NA	NA	0
(2)	Employee Benefit Trust (under SEBI(Share based Employee		1	56075	0	0	56075	0.04	56075	0	56075	0.04	0	0.04	0	0.00	NA	NA	56075
	Total Non-Promoter-Non Public Shareholding (C) = (C)(1)+(C)(2)		1	56075	0	0	56075	0.04	56075	0	56075	0.04	0	0.04	0	0.00			56075





Details of the shareholders acting as persons in Concert including their Shareholding:			
Name of Shareholder	Name of PAC	No of shares	Holding%
Total:		0	0

Details of Shares which remain unclaimed may be given hear along with details such as number of shareholders, outstanding shares held in demat/unclaimed suspense account	
No of Shareholders	No of shares
Total:	0

